

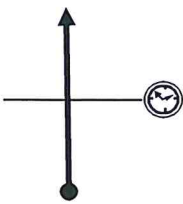

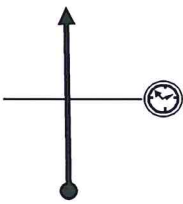

Settore 2	C.O.	12 Poggio All'Agnello	<i>km</i> 15,700	<i>Tempo imposto</i> 00:30:00
	C.O.	13 Venturina 3	<i>Media</i> 28	

DISTANZE			Direzione	Informazioni	Dist. Regress.
<i>Totali</i>	<i>Parziali</i>				
0,000	0,000	1			15,700
0,050	0,050	2			15,650
0,300	0,250	3			15,400
0,600	0,300	4			15,100
4,000	3,400	5			11,700
4,350	0,350	6			11,350
4,550	0,200	7			11,150

2	C.O.	12 Poggio All'Agnello	<i>km</i> 15,700	<i>Tempo imposto</i>
	C.O.	13 Venturina 3	<i>Media</i> 28	00:30:00

DISTANZE		Direzione	Informazioni	Dist. Regress.
<i>Totali</i>	<i>Parziali</i>			
6,050	1,500	8	↑ FOLLONICARIOTORTO ROMA-LIVORNO VENTURINA	9,650
9,200	3,150	9	RISERVA NATURALE OASI WWF	6,500
11,400	2,200	10	↑ ROMA-LIVORNO	4,300
13,800	2,400	11	!	1,900
15,700	1,900	12	 CO 13	0,000

Settore 2	C.O.	12 Venturina 3	<i>km</i> 0,070	<i>Tempo imposto</i> 00:00:08
	C.O.	13 Venturina 4	<i>Media</i> 20	

DISTANZE		Direzione	Informazioni	Dist. Regress.
<i>Totali</i>	<i>Parziali</i>			
0,000	0,000		 CO 13	0,070
0,070	0,070		 CO 14	0,000

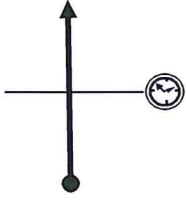

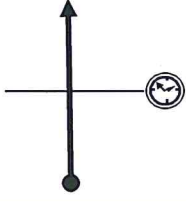

Settore 2	C.O. 14 Venturina 4	<i>km</i> 6,230	<i>Tempo imposto</i> 00:10:22
	C.O. 15 Volpaiola 3	<i>Media</i> 28	

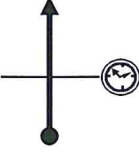

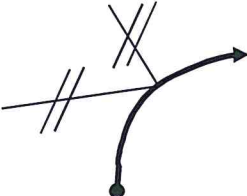










DISTANZE			<i>Direzione</i>	<i>Informazioni</i>	<i>Dist. Regress.</i>
<i>Totali</i>	<i>Parziali</i>				
0,000	0,000	1			6,230
0,030	0,030	2		INNESTO S.S.1 AURELIA FARE ATTENZIONE	6,200
0,830	0,800	3		VENTURINA TERME	5,400
1,030	0,200	4		↑ VENTURINA CAMPIGLIA 	5,200
1,230	0,200	5		CAMPIGLIA SVERETO	5,000
2,530	1,300	6		SVERETO MONTEROTONDO 	3,700
4,530	2,000	7		CAFAGGIO	1,700

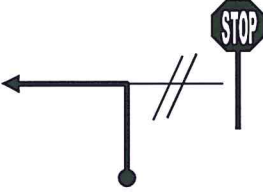







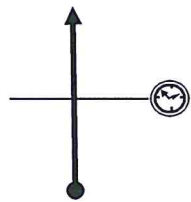

Settore 2	C.O. 14 Venturina 4	<i>km</i> 6,230	<i>Tempo imposto</i> 00:10:22
	C.O. 15 Volpaiola 3	<i>Media</i> 28	

DISTANZE		<i>Direzione</i>	<i>Informazioni</i>	<i>Dist. Regress.</i>
<i>Totali</i>	<i>Parziali</i>			
4,730	0,200	8	 	1,500
5,230	0,500	9		1,000
6,230	1,000	10	 CO 15	0,000

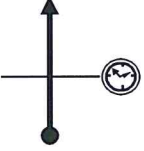

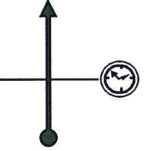

2	C.O.	15 Volpaiola 3	<i>km</i> 0,070	<i>Tempo imposto</i> 00:00:07
	C.O.	16 Volpaiola 4	<i>Media</i> 28	

DISTANZE		<i>Direzione</i>	<i>Informazioni</i>	<i>Dist. Regress.</i>
<i>Totali</i>	<i>Parziali</i>			
0,000	0,000			0,070
0,070	0,070			0,000

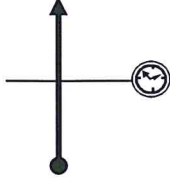

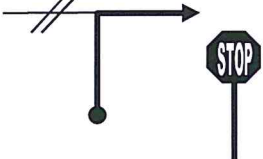


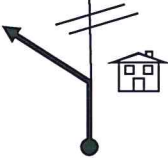


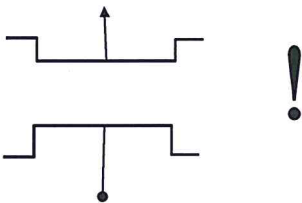
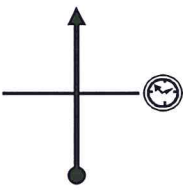

Settore	C.O. 16 Volpaiola 4		km	Tempo imposto
	2	C.O. 17 Calidario 3		
				Media 28
Distanze		Direz.ione	Informazioni	Dist. Regress.
Totali	Parziali			
0,000	0,000	1 		7,590
1,700	1,700	2 	 	5,890
2,060	0,360	3 		5,530
2,660	0,600	4 	 TORNANTE STRETTO FARE ATTENZIONE	4,930
2,960	0,300	5 		4,630
3,410	0,450	6 	 	4,180
3,610	0,200	7 	 	3,980

Settore	C.O. 16 Volpaiola 4		km	Tempo imposto	
	2	C.O. 17 Calidario 3			7,590
				Media	
			28	00:13:23	
DISTANZE		Direzione	Informazioni	Dist. Regress.	
Totali	Parziali				
4,360	0,750	8		 	3,230
5,460	1,100	9			2,130
5,510	0,050	10		 	2,080
7,590	2,080	11			0,000

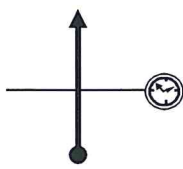

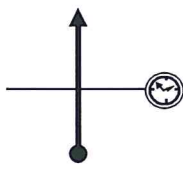

2	C.O.	17 Calidario 3	<i>km</i> 0,040	<i>Tempo imposto</i> 00:00:05
	C.O.	18 Calidario 4	<i>Media</i> 28	

DISTANZE		<i>Direzione</i>	<i>Informazioni</i>	<i>Dist. Regress.</i>
<i>Totali</i>	<i>Parziali</i>			
0,000	0,000			0,040
0,040	0,040			0,000

<i>Settore</i>	C.O. 18 Calidario 4	<i>km</i> 4,410	<i>Tempo imposto</i> 00:07:15
2	C.O. 19 Principessa 3	<i>Media</i> 28	

<i>DISTANZE</i>		<i>Direzione</i>	<i>Informazioni</i>	<i>Dist. Regress.</i>
<i>Totali</i>	<i>Parziali</i>			
0,000	0,000	1 	 CO 18	4,410
0,470	0,470	2 	 LIVORNO  ROMA	3,940
0,660	0,190	3 	 VIA DI RIMIGLIANO ALLA CASA A SX	3,750
2,210	1,550	4 	ETRURIA PIANTE	2,200
3,710	1,500	5 	SOTTOPASSO FS	0,700
4,410	0,700	6 	 CO 19	0,000

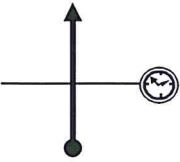

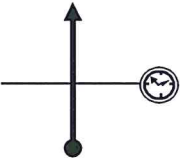

2	C.O.	19 Principessa 3	<i>km</i> 0,070	<i>Tempo imposto</i> 00:00:08
	C.O.	20 Principessa 4	<i>Media</i> 28	

DISTANZE		<i>Direzione</i>	<i>Informazioni</i>	<i>Dist. Regress.</i>
<i>Totali</i>	<i>Parziali</i>			
0,000	0,000		 CO 19	0,070
0,070	0,070		 CO 20	0,000

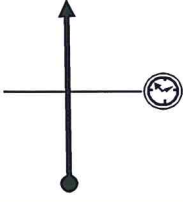


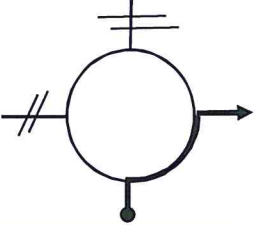
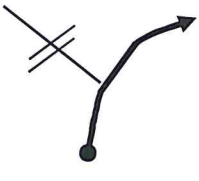

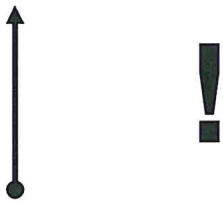
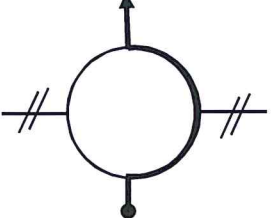
Settore 2	C.O.	20 Principessa 4	<i>km</i> 9,080	<i>Tempo imposto</i> 00:16:32
	C.O.	21 Populonia 3	<i>Media</i> 28	

DISTANZE			Direzione	Informazioni	Dist. Regress.
<i>Totali</i>	<i>Parziali</i>				
0,000	0,000	1			9,080
0,330	0,330	2			8,750
5,930	5,600	3			3,150
6,180	0,250	4			2,900
8,730	2,550	5		POPULONIA P	0,350
9,080	0,350	6			0,000

Settore 2	C.O.	21 Populonia 3	<i>km</i> 0,060	<i>Tempo imposto</i> 00:00:07
	C.O.	22 Populonia 4	<i>Media</i> 28	

DISTANZE		Direzione	Informazioni	Dist. Regress.
<i>Totali</i>	<i>Parziali</i>			
0,000	0,000		 CO 21	0,060
0,060	0,060		 CO 22	0,000


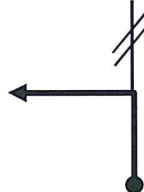
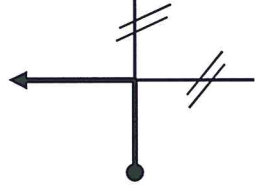
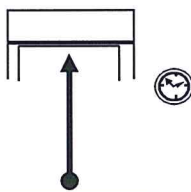

Settore 2	C.O.	22 Populonia 4	<i>km</i> 15,690	<i>Tempo imposto</i> 00:30:53
	C.O.	23 ARRIVO Piombino	<i>Media</i> 28	

DISTANZE			Direzione	Informazioni	Dist. Regress.
<i>Totali</i>	<i>Parziali</i>				
0,000	0,000	1			15,690
1,840	1,840	2		INGRESSO PARCHEGGIO E INVERSIONE DI MARCIA	13,850
6,690	4,850	3		PIOMBINO LIVORNO SAN VINCENZO	9,000
7,290	0,600	4		PIOMBINO STAZIONE FS	8,400
10,690	3,400	5		FIorentina	5,000
11,040	0,350	6		↑ PIOMBINO ATTENZIONE DOSSI ! ROMA LIVORNO	4,650
12,190	1,150	7		↑ PIOMBINO ISOLA D'ELBA GAGNO TERRE ROSSE	3,500

Settore 2	C.O.	22 Populonia 4	<i>km</i> 15,690	<i>Tempo imposto</i> 00:30:53
	C.O.	23 ARRIVO Piombino	<i>Media</i> 28	

DISTANZE		Direzione	Informazioni	Dist. Regress.
<i>Totali</i>	<i>Parziali</i>			
12,990	0,800	8	 	2,700
13,790	0,800	9		1,900
13,890	0,100	10	 	1,800
14,790	0,900	11	 	0,900
14,890	0,100	12	 	0,800
15,090	0,200	13	 	0,600
15,390	0,300	14		0,300

Settore 2	C.O.	22 Populonia 4	<i>km</i> 15,690	<i>Tempo imposto</i>
	C.O.	23 ARRIVO Piombino	<i>Media</i> 28	00:30:53

DISTANZE		Direzione	Informazioni	Dist. Regress.
<i>Totali</i>	<i>Parziali</i>			
15,490	0,100		PIAZZA DELLA COSTITUZIONE	0,200
15,590	0,100			0,100
15,640	0,050			0,050
15,690	0,050			0,000